

**SOCIETY FOR EDUCATION WELFARE & ACTION (SEWA RURAL)**

**Consolidated Balance Sheet as at 31st March 2021**

In Rs

Particulars	Health & Medical						Educational	SUB TOTAL	TOTAL
	KMH	CHP	SR GEN.	EYE	FCRA	WHTC	VGTK		
<b>Application of Fund</b>									
Fixed Assets (Immovable and Movable)									
Immovable Properties	-	49,01,055	1309,24,170	9,90,578	530,76,854	-	516,59,891	2415,52,548	
Movable Properties	164,27,861	82,07,123	722,62,572	32,67,839	217,02,348	7,28,920	256,85,578	1482,82,241	3898,34,789
Non Current Assets :-									
Long Term Investment			1708,79,238		360,71,368		9,68,000		2079,18,606
Current Assets :-									
Inventory	31,31,685		41,185	8,51,659			13,09,168	53,33,697	
Loans & Advances	2,16,987	3,498	26,11,700	3,665	39,398	5,626	1,06,917	29,87,791	
Interest Accrued but not Due			1,14,103					1,14,103	
Tax Deducted at Source			81,03,806		1,73,704		690	82,78,200	
Short Term FD			445,50,000		480,00,000	5,00,000		930,50,000	
Cash & Bank Balances	126,23,014	20,43,761	169,74,767	9,86,622	111,39,125	8,50,784	18,40,172	464,58,245	1562,22,036
Inter department Balances		50,000	1560,81,873			58,58,251	110,54,858		1730,44,982
Income & Expenditure A/c	1598,33,669	52,48,773		117,62,977			481,83,319		2250,28,739
<b>Total Assets</b>	<b>1922,33,215</b>	<b>204,54,209</b>	<b>6025,43,413</b>	<b>178,63,340</b>	<b>1702,02,799</b>	<b>79,43,582</b>	<b>1408,08,594</b>		<b>11520,49,153</b>



*Pankaj shah*  
**Managing Trustee**  
**SEWA RURAL**  
**Jhagadia-393 110.**

**SOCIETY FOR EDUCATION WELFARE & ACTION (SEWA RURAL)**

**Consolidated Balance Sheet as at 31st March 2021**

In Rs

Particulars	Health & Medical						Educational	SUB TOTAL	TOTAL
	KMH	CHP	SR GEN.	EYE	FCRA	WHTC	VGTK		
<b>Sources of Fund</b>									
Donation	166,68,295	54,08,012	1274,21,938	33,82,044	711,33,156	7,04,978	244,29,004		<b>2491,47,427</b>
Grants :									
Government Grant	1,35,080	28,73,568	362,02,139	83,154			654,69,076	1047,63,017	
Other Agencies Grant		33,43,780	140,23,022	84,56,815	195,37,906		20,52,283	474,13,806	<b>1521,76,823</b>
Endowment Fund		-	1135,71,383		275,07,733				<b>1410,79,116</b>
Earmarked Fund									-
Current Liabilities :-									
For Advance		2,98,554	104,98,572		5,91,729			113,88,855	
Other Liabilities							41,629	41,629	114,30,484
Provision for Depreciation	44,39,915	85,30,295	985,47,481	38,86,271	418,52,787	4,76,337	488,16,602		2065,49,690
Inter Department Balances :									
SEWA GEN.	1709,89,925			20,55,056					1730,44,981
Income & Expenditure A/c			2022,78,879		95,79,488	67,62,267			2186,20,633
Profit Transferred from another Unit									-
<b>Total Liabilities</b>	<b>1922,33,215</b>	<b>204,54,209</b>	<b>6025,43,413</b>	<b>178,63,340</b>	<b>1702,02,799</b>	<b>79,43,582</b>	<b>1408,08,595</b>		<b>11520,49,153</b>



*(Signature)*  
**Managing Trustee**  
**SEWA RURAL**  
**Jhagadia-393 110.**

**SOCIETY FOR EDUCATION WELFARE & ACTION (SEWA RURAL)**

Consolidated Income & Expenditure for the year ended 31st March 2021

Particulars	Health & Medical							Educational		TOTAL
	KMH	CHP	SR GEN.	EYE	FCRA	WHTC	Total	FCRA	VGTK	
<b>Income</b>										
Donations	30,27,877	50,000	384,81,220	9,60,141	275,40,503		700,59,741	45,336	33,94,834	734,99,911
Donations in Kind	8,43,502		4,00,014				12,43,516		19,726	12,63,242
Grants :										
Government Grants	364,98,282		12,75,000			25,882	377,99,164			377,99,164
Other Agencies Grants		33,07,266	21,86,560		30,66,430		85,60,256			85,60,256
Income from Regular Activity	204,00,823					4,45,347	208,46,170	9,17,208	23,07,043	240,70,421
Interest Income on Endowment Security	29,06,000		109,45,497	5,82,000	8,52,338	3,66,000	156,51,835	14,78,000	14,29,000	185,58,835
Interest Income on Fixed Deposit	-		7,16,905		1,73,704		8,90,609		1,26,937	10,17,546
Interest Income On Saving Bank	1,14,501	38,091	4,49,932	30,860	2,90,837	31,605	9,55,826		25,237	9,81,063
Interest Income on Others			12,08,295				12,08,295			12,08,295
Staff Welfare Prog. (Contribution from Staff)			3,67,915				3,67,915			3,67,915
Optical Shop Income				9,30,970			9,30,970			9,30,970
Other Income	60,672	1,73,915	8,67,585	1,60,959		2,013	12,65,144			12,65,144
CPS Course Fees			21,75,000				21,75,000			21,75,000
Diagnostic Center Receipts			72,55,250				72,55,250			72,55,250
Satellite Center Receipts			2,42,290				2,42,290			2,42,290
Reimbursement from Various Schemes			96,34,872				96,34,872			96,34,872
<b>Total Income - (A)</b>	<b>638,51,657</b>	<b>35,69,272</b>	<b>762,06,335</b>	<b>26,64,930</b>	<b>319,23,812</b>	<b>8,70,847</b>	<b>1790,86,853</b>	<b>24,40,544</b>	<b>73,02,777</b>	<b>1888,30,174</b>
<b>Expenditure</b>										
Medicine & Other Expense	137,65,624	4,99,425			59,627		143,24,676			143,24,676
Education Expense									7,51,412	7,51,412
App Development					4,92,652		4,92,652			4,92,652
Man Power Expense	466,41,804	35,87,872	90,42,253	8,45,854	60,37,121	1,080	661,55,984	31,87,059	31,07,789	724,50,832
Diet to Poor Patient	21,53,483						21,53,483			21,53,483
Linnen and Bedding Expense	11,94,732						11,94,732			11,94,732
Poor Patient Welfare Expense				10,160			10,160			10,160
Poor Patient Relative Food Expense			7,276				7,276			7,276
Poor Patient Expense			3,05,924				3,05,924			3,05,924
Bio Medical Waste Expense	5,52,636						5,52,636			5,52,636
Petty Supply Expense	7,23,172	6,363	38,215			4,905	7,72,655		1,31,693	9,04,348
Electricity Expense	20,62,708	23,160	(22,037)		4,504	750	20,69,085		1,76,059	22,45,144
Printing & Stationery Expense	8,55,950	7,241	4,28,033	19,683	2,944	20,262	13,34,113		76,242	14,10,355
Telephone & Postage Expense	45,631		3,02,030	10,256	3,190	3,540	3,65,760		10,317	3,76,077




*Pankaj*  
 Managing trustee  
 SEWA RURAL

Particulars	Health & Medical							Educational		TOTAL
	KMH	CHP	SR GEN.	EYE	FCRA	WHTC	Total	FCRA	VGTK	
Vehicle Running Expense	8,67,176	41,775	13,61,073	10,154	2,53,131	8,320	25,41,629		1,45,985	26,87,614
Repair & Maintenance Expense	22,16,532	1,44,148	10,82,808		2,15,400	22,514	36,81,402		2,75,492	39,56,894
Staff Welfare Expense			4,73,825				4,73,825			4,73,825
Student Training Expense						10,977	10,977	1,47,198		1,58,175
Audit Fees	80,240	20,886	59,087	3,483	4,191		1,67,887		22,716	1,90,603
Advertisement Expense	22,050		2,464				24,514			24,514
Optical Shop Expense				4,32,779			4,32,779			4,32,779
Bank Charges	65		8,243	159	19,246		27,713	344	47	28,104
Travelling Expense	1,26,585		69,140	224	1,704		1,97,653		8,369	2,06,022
Safety Expense	72,983		99,572				1,72,555		18,054	1,90,609
Insurance Expense	1,77,838		1,04,796				2,82,634		79,982	3,62,616
Other Expense	1,84,066	59,977	2,45,181	2,677	77,020	2,790	5,71,711		46,504	6,18,215
H. E. Material						9,030	9,030			9,030
Accreditation and Licensing Fees									67,319	67,319
Charity Commissioner Fee			50,071				50,071			50,071
Covid - 19 Expenses			4,04,000		15,79,341		19,83,341			19,83,341
Health and Medical Support Programme			21,84,475				21,84,475			21,84,475
Accreditation and Licencing Exps.			4,64,150				4,64,150			4,64,150
Diagnostic Center			25,52,565				25,52,565			25,52,565
Satellite Center			2,13,220				2,13,220			2,13,220
Covid Hygiene Project			29,83,901				29,83,901			29,83,901
Loss / (Gain) on Sale of Assets		17,317		5,149	3,38,600	15,980	3,77,046		(34,641)	3,42,405
Expenses on Investment (Bonds)			3,07,699				3,07,699			3,07,699
Assets Written off										
<b>Total Expenditure</b>	<b>717,43,275</b>	<b>44,09,277</b>	<b>227,67,964</b>	<b>13,40,578</b>	<b>90,88,671</b>	<b>1,00,148</b>	<b>1094,49,913</b>	<b>33,34,601</b>	<b>48,83,339</b>	<b>1176,67,853</b>
Add : Depreciation Expenses	16,80,364	9,05,522	109,17,634	54,919	42,07,299	67,870	178,33,610	-	35,33,615	213,67,225
<b>Total Expenditure - (B)</b>	<b>734,23,639</b>	<b>53,14,799</b>	<b>336,85,598</b>	<b>13,95,497</b>	<b>132,95,970</b>	<b>1,68,018</b>	<b>1272,83,523</b>	<b>33,34,601</b>	<b>84,16,954</b>	<b>1390,35,078</b>
Surplus/ (Deficit) for the year (A) - (B)	(95,71,982)	(17,45,527)	425,20,737	12,69,433	186,27,842	7,02,829	518,03,330	(8,94,057)	(11,14,177)	497,95,096
Surplus/ (Deficit) carried forward of previous years	1502,61,687	(35,03,246)	1597,58,142	(130,32,410)	(81,54,297)	60,59,438	2913,89,314	-	(470,69,142)	2443,20,172
Surplus/ (Deficit) transferred to Balancesheet	(1598,33,669)	(52,48,773)	2022,78,879	(117,62,977)	104,73,545	67,62,267	3431,92,644	(8,94,057)	(481,83,319)	2941,15,268



*Pankaj*  
**Managing Trustee**  
**SEWA RURAL**  
**Jhagadia-393 110.**

Particulars	Health & Medical							Educational	TOTAL
	KMH	CHP	SR GEN.	EYE	FCRA	WHTC	Total	VGTK	
Printing & Stationery Expense	8,55,950	7,241	4,28,033	19,683	2,944	20,262	13,34,113	76,242	14,10,355
Telephone & Postage Expense	45,631	1,113	3,02,030	10,256	3,190	3,540	3,65,760	10,317	3,76,077
Vehicle Running Expense	8,67,176	41,775	13,61,073	10,154	2,53,131	8,320	25,41,629	1,45,985	26,87,614
Repair & Maintenance Expense	22,16,532	1,44,148	10,82,808		2,15,400	22,514	36,81,402	2,75,492	39,56,894
Staff Welfare Expense			4,73,825				4,73,825		4,73,825
Student Training Expense					1,47,198	10,977	1,58,175		1,58,175
Audit Fees	80,240	20,886	59,087	3,483	4,191		1,67,887	22,716	1,90,603
Advertisement Expense	22,050		2,464				24,514		24,514
Optical Shop Expense				4,32,779			4,32,779		4,32,779
Bank Charges	65		8,243	159	19,590		28,057	47	28,104
Travelling Expense	1,26,585		69,140	224	1,704		1,97,653	8,369	2,06,022
Safety Expense	72,983		99,572				1,72,555	18,054	1,90,609
Insurance Expense	1,77,838		1,04,796				2,82,634	79,982	3,62,616
Other Expense	1,84,066	59,977	2,45,181	2,677	77,020	2,790	5,71,711	46,504	6,18,215
H. E. Material						9,030	9,030		9,030
Accreditation and Licensing Fees								67,319	67,319
Charity Commissioner Fee			50,071				50,071		50,071
Covid - 19 Expenses			4,04,000		15,79,341		19,83,341		19,83,341
Health and Medical Support Programme			21,84,475				21,84,475		21,84,475
Accreditation and Licencing Exps.			4,64,150				4,64,150		4,64,150
Diagnostic Center			25,52,565				25,52,565		25,52,565
Satellite Center			2,13,220				2,13,220		2,13,220
Covid Hygiene Project			29,83,901				29,83,901		29,83,901
Expenses on Investment (Bonds)			3,07,699				3,07,699		3,07,699
Assets Written off									
Payment made for Fixed Assets	54,99,995	34,39,800	43,61,226	2,650	72,045	28,750	134,04,466	24,50,770	158,55,236
Purchase of Inventories			41,185	(64,393)			(23,208)	(2,09,333)	(2,32,541)
Refund of Grant									
Advances Paid	(2,01,092)	4,18,456	(1,56,996)	3,085	39,339	5,609	1,08,401	(23,600)	84,801
Payment to Suppliers	9,000		(90,94,340)		27,71,905	96,000	(62,17,435)	89,057	(61,28,378)
Purchase of Investments	(17,05,759)		301,05,505		79,77,704		363,77,450		363,77,450
Increase/ Decrease in Other Receivable			(74,85,277)		1,10,679		(73,74,598)	(2,854)	(73,77,452)
Increase/ Decrease in Interest Accrued			1,14,103				1,14,103		1,14,103
<b>Total Expenditure</b>	<b>753,45,419</b>	<b>82,50,216</b>	<b>406,53,370</b>	<b>12,76,771</b>	<b>230,56,344</b>	<b>2,14,527</b>	<b>1487,96,647</b>	<b>78,49,155</b>	<b>1566,45,802</b>
<b>Surplus/ (Deficit) for the year (A) - (B)</b>	<b>122,45,886</b>	<b>(1,18,174)</b>	<b>487,56,909</b>	<b>8,19,290</b>	<b>268,03,783</b>	<b>3,28,323</b>	<b>327,30,750</b>	<b>14,35,704</b>	<b>328,11,507</b>
<b>Add : Opening Bank Balance as on 01.04.2020</b>	<b>3,77,128</b>	<b>21,61,935</b>	<b>127,67,858</b>	<b>1,67,332</b>	<b>323,35,342</b>	<b>10,22,461</b>	<b>488,32,056</b>	<b>4,04,468</b>	<b>492,36,524</b>
<b>Closing Bank Balance as on 31.03.2021</b>	<b>26,23,014</b>	<b>20,43,761</b>	<b>615,24,767</b>	<b>9,86,622</b>	<b>591,39,125</b>	<b>13,50,784</b>	<b>815,62,806</b>	<b>18,40,172</b>	<b>820,48,031</b>



*Handwritten signature*

**Managing Trustee  
SEWA RURAL  
Jhagadia-393 110.**

SOCIETY FOR EDUCATION WELFARE & ACTION (SEWA RURAL)									
Consolidated Receipt & Payment for the year ended 31st March 2021									
Particulars	Health & Medical						Educational	TOTAL	
	KMH	CHP	SR GEN.	EYE	FCRA	WHTC	Total		VGTK
<b>Income</b>									
Donations	30,27,877	50,000	384,81,220	9,60,141	275,85,839		701,05,077	33,94,834	734,99,911
Donation Non Recurring	64,77,576		89,95,244	1,20,000	147,97,615			64,38,200	
Donations in Kind	8,43,502		4,00,014				12,43,516	19,726	12,63,242
Donation in Kind - Non Recurring		34,39,800	5,615						
Grants :									
Government Grants	364,98,282		12,75,000			25,882	377,99,164		377,99,164
Other Agencies Grants		33,07,266	21,86,560		30,66,430		85,60,256		85,60,256
Grant Non - Recurring									
Income from Regular Activity	204,00,823				9,17,208	4,45,347	217,63,378	29,34,178	246,97,556
Interest Income on Endowment Security	29,06,000		109,45,497	5,82,000	23,30,338	3,66,000	171,29,835	14,29,000	185,58,835
Interest Income on Fixed Deposit			7,16,905		1,73,704		8,90,609	1,26,937	10,17,546
Interest Income On Saving Bank	1,14,501	38,091	4,49,932	30,860	2,90,837	31,605	9,55,826	25,237	9,81,063
Interest Income on Others			12,08,295				12,08,295		12,08,295
Staff Welfare Prog. (Contribution from Staff)			3,67,915				3,67,915		3,67,915
Optical Shop Income				9,30,970			9,30,970		9,30,970
Other Income	60,672	1,73,915	8,67,585	1,60,959		2,013	12,65,144		12,65,144
CPS Course Fees			21,75,000				21,75,000		21,75,000
Diagnostic Center Receipts			72,55,250				72,55,250		72,55,250
Satellite Center Receipts			2,42,290				2,42,290		2,42,290
Reimbursement from Various Schemes			96,34,872				96,34,872		96,34,872
Receipts on Sale of Investments			161,36,004		4,32,143				
Amount Received/ Paid to Inter Departments	172,62,072	10,74,469	(119,32,919)	(6,99,870)		(3,73,500)		(53,30,253)	
Amount received on Sale of Assets		48,501		11,001	2,66,013	45,503		2,47,000	
<b>Total Income - (A)</b>	<b>875,91,305</b>	<b>81,32,042</b>	<b>894,10,279</b>	<b>20,96,061</b>	<b>498,60,127</b>	<b>5,42,850</b>	<b>1815,27,397</b>	<b>92,84,859</b>	<b>1894,57,309</b>
<b>Expenditure</b>									
Medicine & Other Expense	137,65,624	4,99,425			59,627		143,24,676		143,24,676
Education Expense								13,78,547	13,78,547
App Development					4,92,652		4,92,652		4,92,652
Man Power Expense	466,41,804	35,87,872	90,42,253	8,45,854	92,24,180	1,080	693,43,043	31,07,789	724,50,832
Diet to Poor Patient	21,53,483						21,53,483		21,53,483
Linnen and Bedding Expense	11,94,732						11,94,732		11,94,732
Poor Patient Welfare Expense				10,160			10,160		10,160
Poor Patient Relative Food Expense			7,276				7,276		7,276
Poor Patient Expense			3,05,924				3,05,924		3,05,924
Bio Medical Waste Expense							5,52,636		5,52,636
Petty Supply Expense	7,23,172	6,363	38,215			4,905	7,72,655	1,31,693	9,04,348
Electricity Expense	20,62,708	23,160	(22,037)		4,504	750	20,69,085	1,76,059	22,45,144



*Pankaj Shah*

Trustee  
SEWA RURAL  
Thaladia-393 110.


NAME OF THE PUBLIC TRUST : SOCIETY FOR EDUCATION, ACTION AND WELFARE - JHAGADIA ( F.C.Account )

RECEIPT & PAYMENT ACCOUNT FOR THE YEAR ENED ON 31ST MARCH,2021

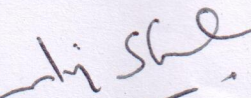
RECEIPT	AMOUNT Rs.	AMOUNT Rs.	PAYMENT	AMOUNT Rs.	AMOUNT Rs.
<b>Opening Balance :</b>					
Bank Balance	73,35,342		Medicine & Other Expense	59,627	
Fixed Deposit	250,00,000	323,35,342	App Development	4,92,652	
			Man Power Expense	92,24,180	
			Electricity Expense	4,504	
Grant Received	30,66,430		Printing & Stationery Expense	2,944	
Donation Received	275,85,839		Telephone & Postage Expense	3,190	
Corpus Donation Received	147,97,615	454,49,884	Vehicle Running Expense	2,53,131	
			Repair & Maintainence Expense	2,15,400	
Bank Interest		27,94,879	Student Training Expense	1,47,197	
Other Income		9,17,208	Audit Fees	4,191	
Sale of investments		4,32,143	Bank Charges	19,590	
Sale of Assets		2,66,013	Travelling Expense	1,704	
			Other Expense	77,021	
			Covid - 19 Expenses	15,79,341	120,84,672
			Purchase of Investment		79,77,704
			Decrease in Other receivable		1,10,679
			Advances Paid		39,339
			Payment to Suppliers		27,71,905
			Purchase of Fixed Assets		72,045
			<b>Closing Balance :</b>		
			Bank Balance - Bank of Baroda	111,39,125	
			Fixed Deposit	480,00,000	591,39,125
<b>TOTAL</b>		<b>821,95,469</b>	<b>TOTAL</b>		<b>821,95,469</b>

DATED :

FOR Natvarlal Vepari & Co.  
CHARTERED ACCOUNTANTS  
Firm Reg. No. 123626W

  
Partner  
Urvesh B. Jhaveri  
Membership No. 115773



  
Trustees

**Managing Trustee**  
**SEWA RURAL**  
**Jhagadia-393 110**